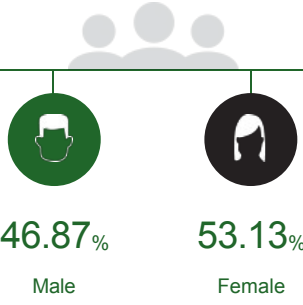


# People

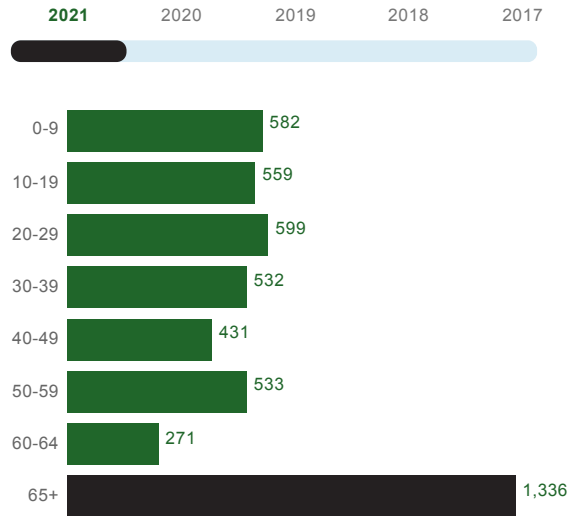
The total population of Mineola is 4,845. The median age is 42.41

## 4,845

Total Population



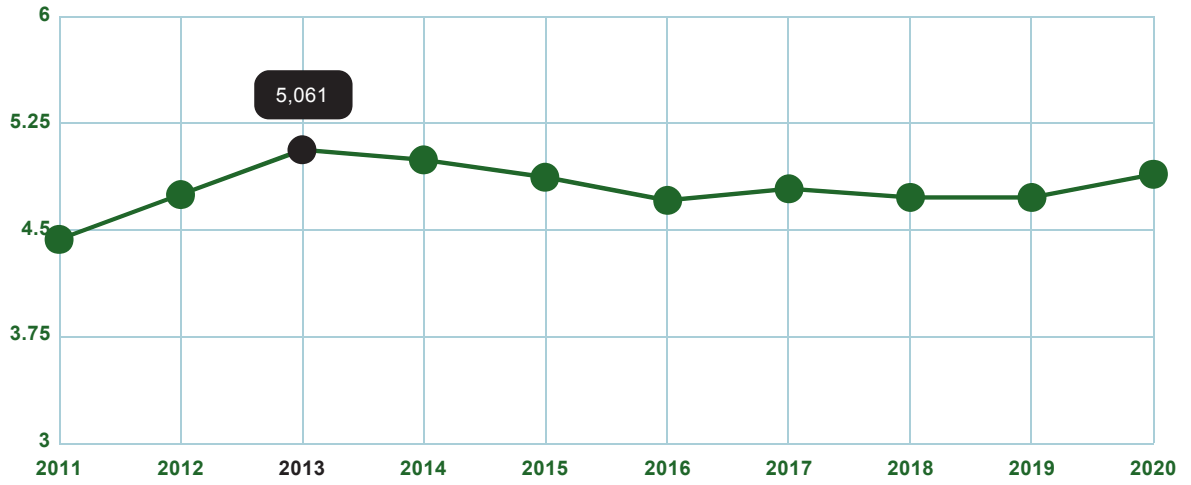
### Age Distribution



### Median Age

# 42

Population Growth (in thousands)



## Educational Attainment

22.62% of the population in Mineola have an Associate's degree or higher. 81.19% have a high school degree or higher.



< Grade 9  
**9.8%**



Grade 9-12  
**9.01%**



High School  
**35.48%**



Some College  
**23.09%**



Assoc Degree  
**8.69%**



Bach Degree  
**8.77%**



Grad Degree  
**5.16%**



offer Associate's Degree or Certificate



offer Bachelor's Degree or Higher

# Labor Force



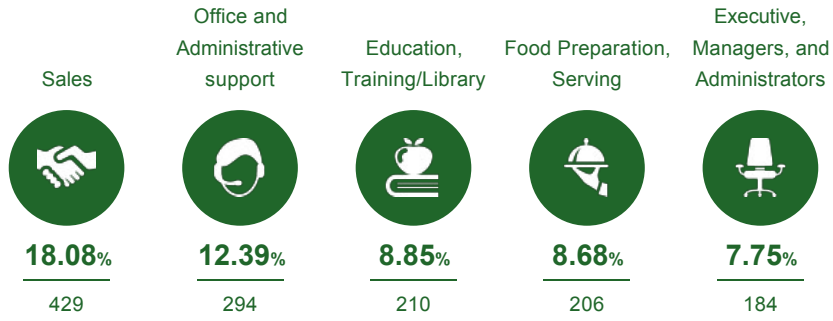
Mineola has a labor force of 1,994 people.

# 1,994

Labor Force

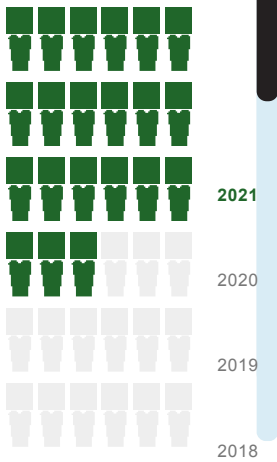
## Talent

Where are the top jobs by occupation?



Total Employees

# 2,373



The work distribution of total employees in Mineola is:



Total Establishments

# 345



## Businesses and Jobs



Mineola has a total of 345 businesses. In 2019, the leading industries in Mineola were .

What are the top industries by jobs?

How many employees do businesses in Mineola have?



1-4 Employees	67.25%
5-9 Employees	20%
10-19 Employees	8.7%
20-49 Employees	2.03%
50-99 Employees	1.16%
100+ Employees	0.58%

## Income and Spending



Households in Mineola earn a median yearly income of \$42,106. 28.65% of the households earn more than the national average each year. Household expenditures average \$41,795 per year. The majority of earnings get spent on Shelter, Transportation, Food and Beverages, Health Care, and Utilities.



**\$42,106**

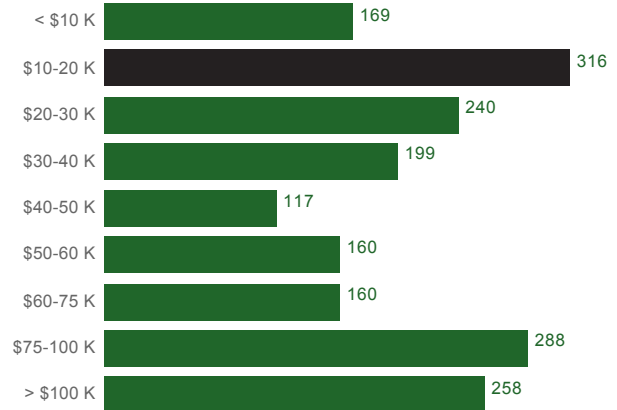
Median Household Income

**25%** less than the county

**36%** less than the state

**37%** less than the nation

### Income Distribution



How do people spend most of their money?  
PER HOUSEHOLD



**\$41,795**

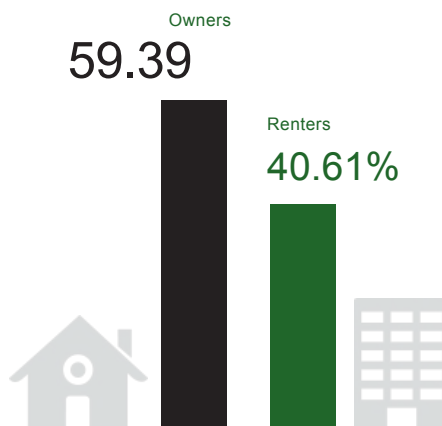
Median Household Expenditure

## Housing



There are 46% more households who own their homes than there are renters.

### Owners vs. Renters



## Transportation



Residents spend an average of 31 minutes commuting to work. Mineola is served by 16 airports within 50 miles. Rail can be accessed within the community. Interstates can be accessed 11 miles away.



**31**min

Commute Travel Time



**1 + 16**(+50 miles)

Airports in Community



**11**miles

Distance to Interstate



**Freight Rail**

In Community

## Taxes



Top State Corporate Income Tax

**0%**

Top State Corporate Capital Gains Tax

**0%**

Top State Personal Income Tax

**0%**

Top State Personal Capital Gains Tax

**0%**

State Sales Tax

**6.25%**